

# Kluge EHF Automatic Press

## • Foil Stamping • Embossing • Die Cutting

Finishing techniques that add value to any printed piece. Used individually or in combination, these techniques transform the ordinary into the extraordinary.


The process of foil stamping and embossing requires a combination of impression strength, heat and time on impression. At Kluge, we understand this process, and our presses are designed from the ground up to perform to the demands of the market.

Heavier side arms and back shaft combined with a welded steel side frame and cast iron bed and platen give the Kluge EHF Series Press unprecedented impression strength.

A dual zone die heating plate with programmable temperature control and dual set points ensures accurate temperature control.

The EHF Delayed Dwell System is a patented system that gives the press three times the pre-load pressure.

These features combined with user friendly modifications make the Kluge EHF the flagship of the Kluge line of finishing presses.



### Standard features

- Feeder - Straight-in/straight-out feeding motion prevents misfeeding of stock, allows for a wide range of stock thicknesses and shapes and ensures registration of +/- .004"
- Delivery - Four-finger delivery arm, with a receding pile delivery table and impression counter
- Electronic Foil Control System (EFCS) - Up to four separate foil draws, each driven by its own stepping motor with a registration between images of .004" and includes its own foil rewind shaft
- Toggle Base and Die Heating Plate - The toggle base and corresponding make-ready plate are laser etched with a grid to ensure quick and accurate mounting of dies and make-ready materials
- Delayed Dwell System - Kluge's patented EHF delayed dwell system uses heavy duty springs to give the press three times the preload pressure without sacrificing production speed
- Adjustable Impression - Impression Adjustment is made by simply turning the Impression Adjustment Handle. The side arms are lengthened or shortened simultaneously maintaining relationship of the bed to the platen

- Micro Adjustable Gauge Band - Precisely adjust the gauge band for sheet placement
- Control Panel - Operator-friendly controls for all functions of the machine
- Variable Frequency Drive - Allows the press to operate within a speed range of 900 - 3300 iph. The additional slow speed capability further increases the foil coverage and embossing ability of the press


### Optional features

- Wide Magazine
- Preload Magazine
- Two-up Feeding
- Filler Plate
- Mechanical Jogger
- Foil Detector
- Hologram Registration
- Box Feeder

*Kluge - the next generation in specialty print finishing and folding & gluing equipment*




# Kluge EHF Automatic Press



## Delayed Dwell System

The patented Kluge EHF delayed dwell system offers longer dwell time at greater impressional strength. The use of three heavy duty springs gives the press three times the pre-load pressure, resulting in more foil and embossing coverage and higher production speeds. Side arm conversion from dwell to solid arm function is as easy as turning two bolts; there is no need to adjust the platen bolts.



## Toggle Base and Die Heating Plate

The Kluge EHF Series Press toggle base and corresponding make-ready plate are laser etched with a grid to assure quick and accurate mounting of dies and make-ready materials. The die heating plate has two zones with individual heat controls and dual set points to ensure accurate temperature control and prevent pre-heating of foil during down time.

## EHF Press Specifications

Platen Size	14" x 22" (356 mm x 559 mm)
Length	74" (1880 mm)
Width	50" (1270 mm)
Height	68" (1727 mm)
Net Weight (approx.)	4400 lbs (1996 kg)
Shipping Weight (approx.)	5000 lbs (2268 kg)
Operating Speed	Up to 3300 iph
Maximum Sheet Size*	17" x 24.75" (381 mm x 629 mm)
Minimum Sheet Size	3" x 3" (76 mm x 76 mm)
Magazine Capacity	14" (356 mm)
Delivery Capacity	14" (356 mm)
Inside Chase Dimensions	14" x 22" (330 mm x 483 mm)
Outside Chase Dimensions	16.25" x 23.5" (413 mm x 597 mm)
Main and Back Shaft Diameter	14" (356 mm)
Stock Range	Onion Skin to .200" board
Electrical	3 h.p., A.C. 230/460 volt, three-phase, 1800 rpm, 60 cycle constant speed motor with v-belt drive and variable pitch pulley. Other voltages and cycles available.
Air	90 psi @ 10 cfm

\*The Wide Magazine option increases the maximum sheet width to 26.25".

## Applications

- Greeting Cards
- Letterhead/Stationary
- Holograms
- Announcements
- Pocket Folders
- Report Covers
- Paperback/Casebound Book Covers
- Security Printing
- Labels
- Packaging
- Business Cards
- Die Cutting/Kiss Cutting



*WARNING: For literature purposes, the guards and safety features have been removed. Kluge products should never be operated without all proper guards fully functioning and in place. A Kluge press should never be hand-fed.*

Brandtjen & Kluge, Inc.  
539 Blanding Woods Road  
St. Croix Falls, WI 54024

Toll-free in U.S./Canada: (800) 826-7320  
Phone: (715) 483-3265  
Fax: (715) 483-1640

© Copyright 2003

EHF021